

STRICTLY EMBARGOED UNTIL 00:01 (GMT) 25th of JANUARY 2018

Gallup International's 41 Annual Global End of Year Survey:

PUTIN LEADS GLOBALLY OVER TRUMP AS A CHOICE FOR COUNTRY LEADER, NEW CONSTELLATIONS OF NATIONS ARE EMERGING

The World's first (launched in 1977) and leading Global Public Opinion Barometer, covering this year in a representative way about 2/3 of the global population, done in partnership with WIN, shows:

Choosing between Vladimir Putin and Donald Trump over one quarter (29%) of the respondents globally declare to prefer as head of state of their own country the Russian leader. Donald Trump is preferred as country leader by 17%.

There are nine countries among the 55 surveyed that give preference to Donald Trump as possible leader, among them leading are Kosovo, Albania, Philippines and the United States itself. Vladimir Putin won approval as potential country leader in 25 countries, Germany, France and Ireland are in that list as well along with those traditionally loyal to him. 20 countries reject both potential candidates for the position of their country leaders, this opinion is expressed by 45% of all surveyed respondents globally.

Vladimir Putin is generally preferred in most of the regions except the USA. Even overall critical Europeans choosing between him and the present American President give preference to the Russian leader. In Africa, India and East Asia the two opponents score almost equal support. The survey results disclose that the American President is no longer perceived as absolute world leader.

Thinking of global political leadership, should USA keep the leading role as arguably the most powerful state in the world? Or USA and Russia should exercise global leadership together? Every fourth in the world (25%) votes for parity joint leadership, while USA supreme and sole leadership is preferred by 19%.

Majorities in almost all of world macro-regions declare to prefer a joint leadership of USA and Russia, except USA itself where 40% of respondents believe their country should continue as global leader alone.

The two options of global leadership split the public opinion in almost equal proportions in West Asia - in Republic of Korea, in Japan, in Hong Kong, in Philippines, in Thailand and in Vietnam.

Generally, the dominant position of USA as world global leader no longer seems to look unquestionable.

Kancho Stoychev, President Gallup International Association (GIA):

«Just one year after Donald Trump entered the White House the world of international relations is no longer the same. While increasing the US economic and military strength President Trump is failing to attract sympathy around the world and the US global political leadership is no longer accepted among a predominant part of the world's inhabitants.

From bi-polar world during the Cold War through US dominated world after 1989 now the World seems to be transforming to a more colorful place. Different constellations of nations (or "constellations") are emerging in front of our eyes as an expression of new regionalization of the World – not on geographical principles but on a shared view for the future.»

Andrey Milekhin, Vice President Gallup International Association (GIA):

«The choice between these two Presidents is not an easy one and at the end the candidate "against both" won. The complexity of the choice was defined by the fact that behind Trump stands the USA economic and military power, Putin on the other hand has 25 years of political experience being one of the most long-lived and sustainable among the world political leaders.

The respondents also made a choice between the values represented by the two: stability and patriarchal spirit represented by Putin on the one side and Trump's modern business-approach and supremacy of national interests in defining the world politics, on the other side.

To the majority of world's population, the conservatism and reliability of Putin seems to be more appealing. No doubts that these attitudes are also affected by spread by mass-media vendetta against Trump's total personality and actions.

We could say that 25 years of USA dominance didn't result in global peace and harmony, on the contrary, gave rise to some new problems and conflicts.

Multipolarity of the World is already quite clear and obvious. In several regions there are strong leaders that distinctly claim to form the world's overall agenda. And this is not only Russia, but China, India, Brazil and Turkey as well. With new leaders, new political ideas and coalitions we see attempts of restauration of France's and Germany's world influence.

It is interesting to see that in Russia a potential joint global leadership exercised along with USA is supported by less than half of the population (40%).»

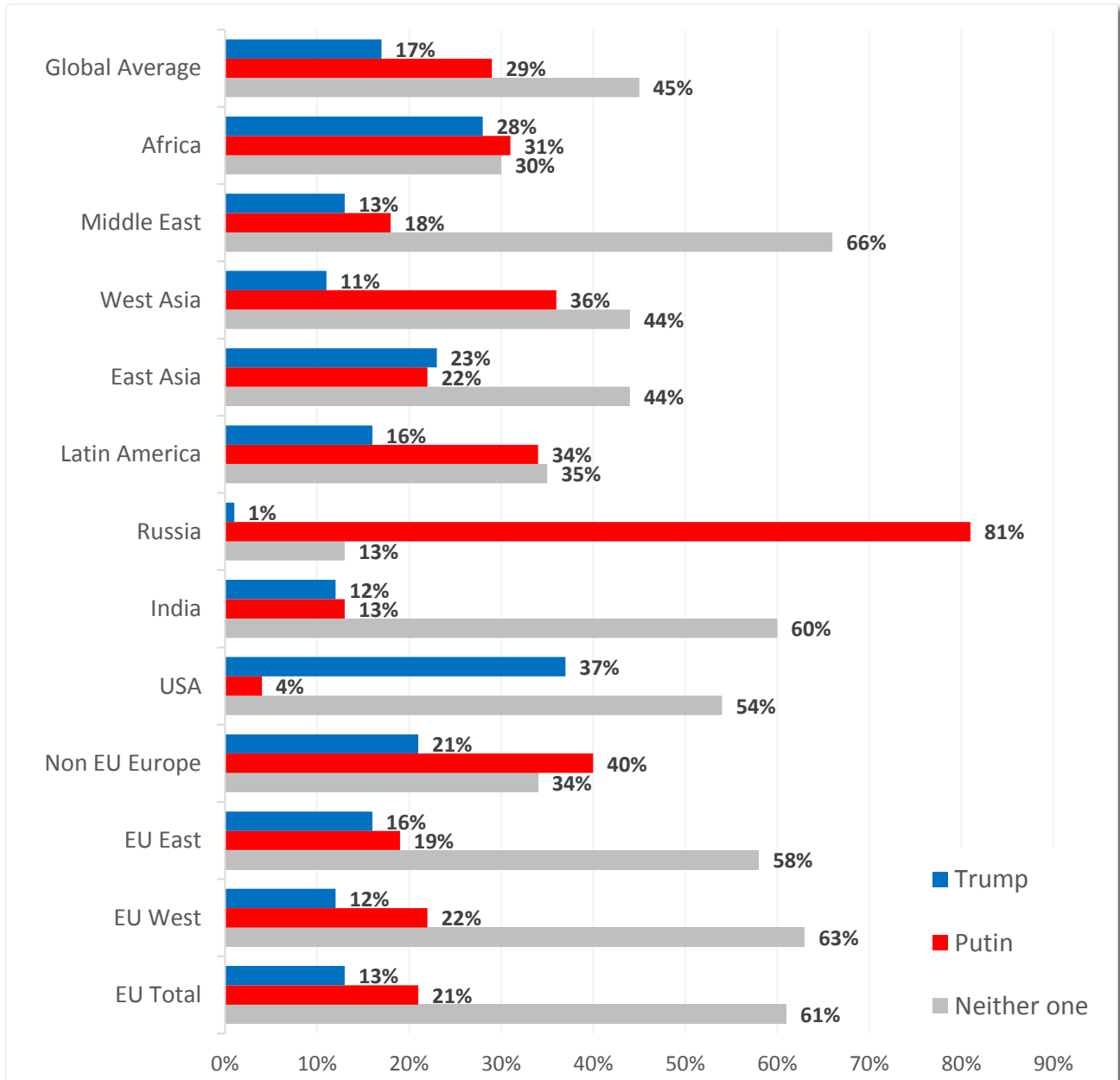
DONALD TRUMP VS. VLADIMIR PUTIN AS A COUNTRY LEADER

If you had to choose between President's Trump and Putin to govern your country, which one would you chose – Trump or Putin?

Majority Reject Both Trump & Putin		Putin Leading over Trump by more than 5%		Trump Leading over Putin by more than 5%	
Country	%	Country	%	Country	%
Netherlands	77	Russia	+80	Kosovo	+40
France	73	Kazakhstan, Armenia	+67	Albania	+37
Germany, Spain	71	Serbia	+50	Philippines	+35
Iraq	66	Greece	+47	USA	+33
Czech Republic	65	Mexico	+46	Ghana	+19
Italy, Latvia, Sweden	64	Moldova	+45	Nigeria	+16
Ireland, Japan, Poland	61	Ethiopia	+44	Republic of Korea	+13
India, Slovenia	60	Iran	+41	Czech Republic	+13
Pakistan	59	Turkey, B&H	+38	UK	+6
Republic of Korea	58	Croatia	+29		
UK	57	Indonesia	+28		
Bangladesh	56	Peru, Slovenia, Columbia	+21		
Romania	55	Bulgaria	+20		
USA, Hong Kong	54	Austria	+19		
Croatia, Ukraine	53	Argentina	+17		
Ecuador	52	Germany, Latvia	+15		
Afghanistan	51	Hong Kong	+14		
South Africa	50	Italy	+12		
		Macedonia	+11		
		Romania	+10		
		Afghanistan	+9		
		Brazil, France	+9		
		Vietnam	+7		
		Ireland	+5		

DONALD TRUMP VS. VLADIMIR PUTIN AS A COUNTRY LEADER – BY REGION

If you had to choose between President’s Trump and Putin to govern your country, which one would you chose – Trump or Putin?



*Rounding of Decimals: There may be a slight difference of 1 in some instances. Exact figures are available elsewhere. There is also a slight possibility that the figures vary up to maximum of 1 in different versions of press releases.

DONALD TRUMP VS. VLADIMIR PUTIN AS A COUNTRY LEADER – BY COUNTRY

If you had to choose between President's Trump and Putin to govern your country, which one would you chose – Trump or Putin?

Country	Trump	Putin	Neither one	Country	Trump	Putin	Neither one
AFGHANISTAN	18%	27%	51%	JAPAN	10%	7%	61%
ALBANIA	58%	21%	20%	KAZAKHSTAN	2%	69%	25%
ARGENTINA	13%	30%	43%	KOSOVO	41%	1%	45%
ARMENIA	4%	71%	23%	LATVIA	8%	23%	64%
AUSTRIA	7%	26%	63%	MACEDONIA	18%	29%	46%
AZERBAIJAN	6%	5%	46%	MEXICO	7%	53%	0
BANGLADESH	16%	19%	56%	MOLDOVA	14%	59%	25%
BOSNIA&HERZEGOVINA	12%	50%	36%	NETHERLANDS	10%	8%	77%
BRAZIL	25%	34%	31%	NIGERIA	39%	23%	29%
BULGARIA	6%	26%	42%	PAKISTAN	13%	16%	59%
COLOMBIA	14%	35%	49%	PERU	11%	32%	38%
CROATIA	7%	36%	54%	PHILIPPINES	50%	15%	27%
CZECH REPUBLIC	22%	9%	65%	POLAND	32%	2%	61%
ECUADOR	14%	18%	52%	REPUBLIC OF KOREA	26%	13%	58%
ETHIOPIA	11%	55%	19%	ROMANIA	17%	27%	55%
FRANCE	6%	15%	73%	RUSSIA	1%	81%	13%
GERMANY	7%	22%	71%	SERBIA	6%	56%	33%
GHANA	41%	22%	25%	SLOVENIA	9%	30%	60%
GREECE	12%	59%	27%	SOUTH AFRICA	22%	22%	50%
HONG KONG	13%	27%	54%	SPAIN	12%	14%	71%
INDIA	12%	13%	60%	SWEDEN	15%	16%	64%
INDONESIA	10%	38%	44%	THAILAND	21%	22%	35%
IRAN	6%	47%	43%	TURKEY	12%	50%	35%
IRAQ	13%	18%	66%	UK	23%	17%	57%
IRELAND	16%	21%	61%	UKRAINE	22%	23%	53%
ITALY	9%	21%	64%	USA	37%	4%	54%
IVORY COAST	29%	34%	25%	VIETNAM	37%	44%	12%

*Rounding of Decimals: There may be a slight difference of 1 in some instances. Exact figures are available elsewhere. There is also a slight possibility that the figures vary up to maximum of 1 in different versions of press releases.

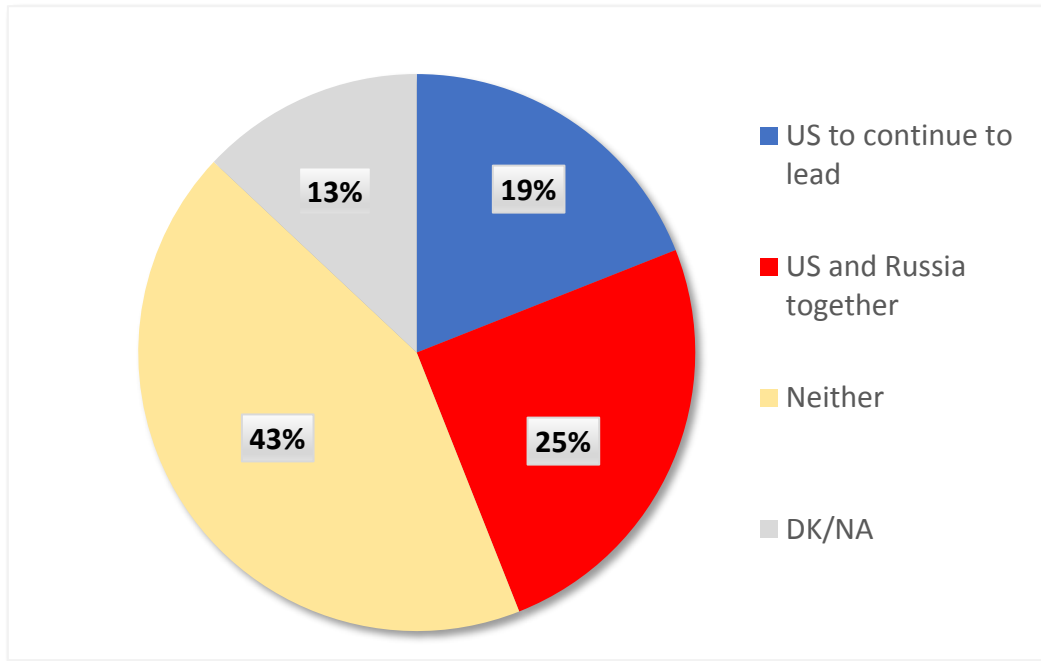
**Row%, "DK" Answer is not presented in the table.

Disclaimer: Gallup International Association or its members are not related to Gallup Inc., headquartered in Washington D.C. which is no longer a member of Gallup International Association. Gallup International Association does not accept responsibility for opinion polling other than its own. We require that our surveys be credited fully as Gallup International (not Gallup or Gallup Poll).

GLOBAL LEADERSHIP PERSPECTIVE

There is a discussion about which form of world order is a better one. Below are two options – which one do you prefer:

- ✓ *As arguably the most powerful state in the world, the US to continue to lead globally*
- or*
- ✓ *The US and Russia should exercise global leadership together*



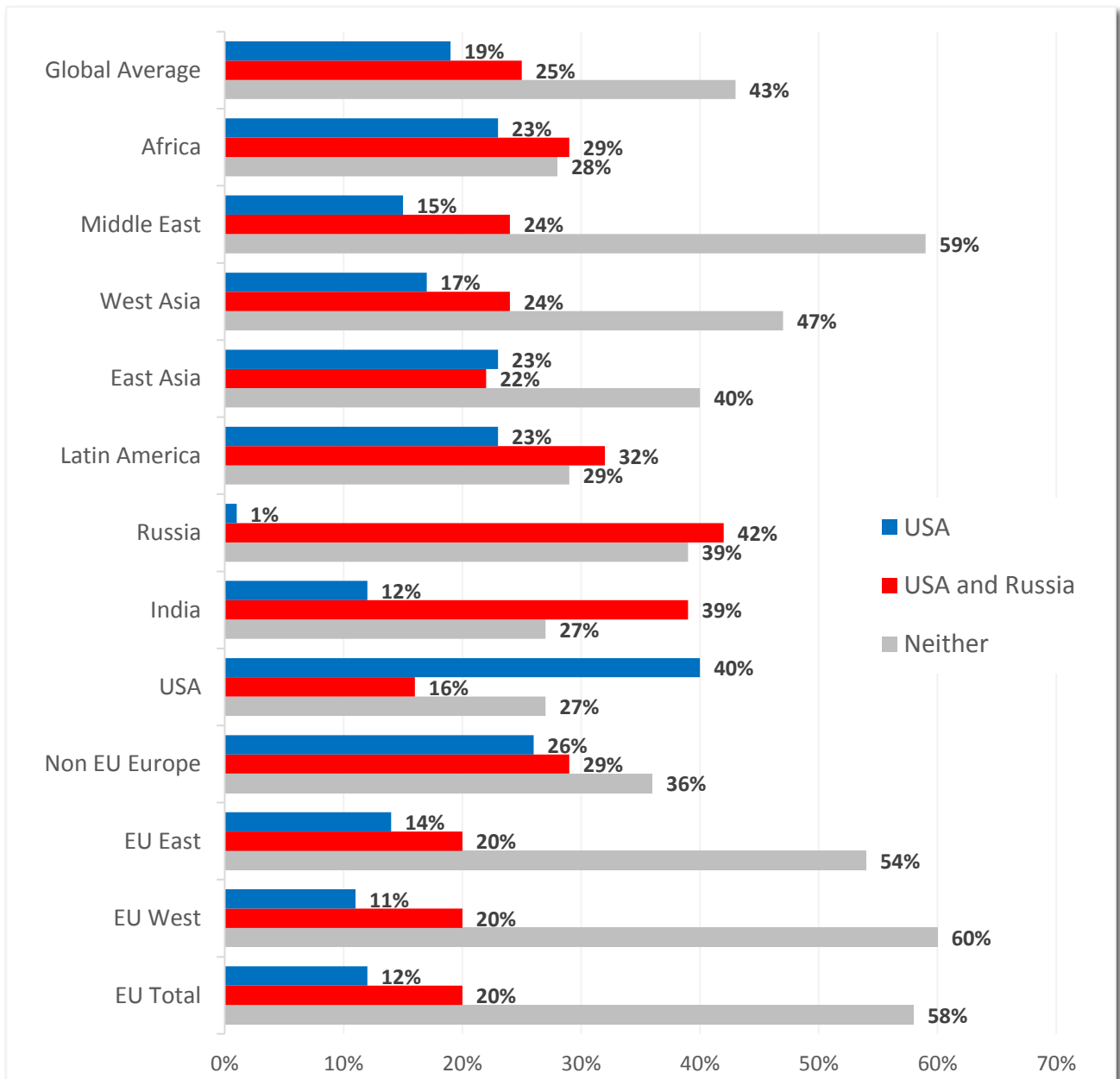
TOP 10 "USA TO LEAD GLOBALLY"		TOP 10 "USA&RUSSIA TOGETHER"	
Country	% "USA"	Country	% "Together"
KOSOVO	57%	GREECE	59%
ALBANIA	56%	MOLDOVA	48%
USA	40%	ETHIOPIA	47%
MEXICO	38%	KAZAKHSTAN, VIETNAM	46%
NIGERIA	35%	BRAZIL, RUSSIA	42%
PHILIPPINES	33%	ARMENIA, INDIA	39%
GHANA, HONG KONG, REP. KOREA	30%	B&H, MEXICO	37%
COLOMBIA, PAKISTAN	28%	BULGARIA	35%
VIETNAM	27%	PERU	33%
AFGHANISTAN	26%	ALBANIA	32%

*Rounding of Decimals: There may be a slight difference of 1 in some instances. Exact figures are available elsewhere. There is also a slight possibility that the figures vary up to maximum of 1 in different versions of press releases.

GLOBAL LEADERSHIP PERSPECTIVE – BY REGION

There is a discussion about which form of world order is a better one. Below are two options – which one do you prefer:

- ✓ *As arguably the most powerful state in the world, the US to continue to lead globally*
- Or*
- The US and Russia should exercise global leadership together*



*Rounding of Decimals: There may be a slight difference of 1 in some instances. Exact figures are available elsewhere. There is also a slight possibility that the figures vary up to maximum of 1 in different versions of press releases.

GLOBAL LEADERSHIP PERSPECTIVE – BY COUNTRY

There is a discussion about which form of world order is a better one. Below are two options – which one do you prefer:

***As arguably the most powerful state in the world, the US to continue to lead globally
or The US and Russia should exercise global leadership together***

Country	USA	USA & Russia	Neither one	Country	USA	USA & Russia	Neither one
AFGHANISTAN	26%	30%	40%	JAPAN	21%	10%	32%
ALBANIA	56%	32%	11%	KAZAKHSTAN	4%	46%	31%
ARGENTINA	8%	17%	54%	KOSOVO	57%	4%	21%
ARMENIA	4%	39%	44%	LATVIA	11%	17%	62%
AUSTRIA	5%	18%	68%	MACEDONIA	22%	26%	44%
AZERBAIJAN	7%	6%	44%	MEXICO	38%	37%	6%
BANGLADESH	12%	24%	52%	MOLDOVA	13%	48%	31%
BOSNIA&HERZEGOVINA	25%	37%	33%	NETHERLANDS	13%	13%	59%
BRAZIL	24%	42%	17%	NIGERIA	35%	22%	28%
BULGARIA	6%	35%	37%	PAKISTAN	28%	21%	42%
CROATIA	6%	21%	65%	PERU	18%	33%	27%
COLOMBIA	28%	31%	37%	PHILIPPINES	33%	25%	36%
CZECH REPUBLIC	16%	17%	57%	POLAND	21%	12%	52%
ECUADOR	24%	19%	42%	REPUBLIC OF KOREA	30%	23%	41%
ETHIOPIA	20%	47%	14%	ROMANIA	25%	22%	48%
FRANCE	5%	6%	75%	RUSSIA	1%	42%	39%
GERMANY	8%	12%	76%	SERBIA	12%	23%	57%
GHANA	30%	19%	23%	SLOVENIA	7%	23%	62%
GREECE	10%	59%	28%	SOUTH AFRICA	19%	25%	42%
HONG KONG	30%	11%	49%	SPAIN	15%	12%	63%
INDIA	12%	39%	27%	SWEDEN	11%	13%	67%
INDONESIA	14%	12%	61%	THAILAND	16%	26%	27%
IRAN	7%	10%	78%	TURKEY	16%	19%	61%
IRAQ	15%	24%	59%	UK	18%	21%	50%
IRELAND	13%	20%	56%	UKRAINE	15%	20%	53%
ITALY	10%	28%	56%	USA	40%	16%	27%
IVORY COAST	13%	30%	34%	VIETNAM	27%	46%	18%

*Rounding of Decimals: There may be a slight difference of 1 in some instances. Exact figures are available elsewhere. There is also a slight possibility that the figures vary up to maximum of 1 in different versions of press releases.

**Row%, "DK" Answer is not presented in the table.

Disclaimer: Gallup International Association or its members are not related to Gallup Inc., headquartered in Washington D.C. which is no longer a member of Gallup International Association. Gallup International Association does not accept responsibility for opinion polling other than its own. We require that our surveys be credited fully as Gallup International (not Gallup or Gallup Poll).

Methodology:

The Gallup International End of Year Survey (EoY) is an annual tradition initiated by and designed under the chairmanship of Dr. George Gallup in 1977. It is conducted every year since then. This year it was carried out by the Gallup International Association in partnership with WIN in 55 countries around the world.

Regions coverage:

- EU Total - combines EU West and EU East
- EU West – Austria, France, Germany, Greece, Ireland, Italy, Netherland, Spain, Sweden, UK
- EU East – Bulgaria, Czech Republic, Latvia, Poland, Romania, Slovenia, Croatia
- Non-EU Europe – Albania, Armenia, Bosnia & Herzegovina, Kosovo, Macedonia, Moldova, Serbia, Ukraine
- Latin America – Argentina, Brazil, Columbia, Ecuador, Mexico, Peru
- East Asia – Bangladesh, Fiji, Hong Kong, Indonesia, Japan, Papua New Guinea, Philippines, Republic of Korea, Thailand, Vietnam
- West Asia – Afghanistan, Azerbaijan, Iran, Kazakhstan, Pakistan, Turkey
- Middle East - Iraq
- Africa – Ethiopia, Ghana, Nigeria, South Africa
- USA, India and Russia are not included in any other regional category

Sample Size and Mode of Field Work:

A total of 53769 persons were interviewed globally. In each country a representative sample of around 1000 men and women was interviewed either face to face (23 countries; n=24235), via telephone (13 countries; n=11656) or online (19 countries; n=17878). The field work was conducted during November 2017 - December 2017. The margin of error for the survey is between +3-5% at 95% confidence level.”

About Gallup International

Gallup International Association (GIA) is the leading association in market research and polling and this year celebrates its 70th anniversary.

For 70 years Gallup International Members have demonstrated their expert ability to conduct multi-country surveys on a comparable basis and deliver the highest quality. Their Members are leading national institutes with a profound local knowledge of research methods and techniques, statistical sources, customs and culture differences of its own country and carefully selected by the Association Board. With only one Member agency per country, Members work together on a daily basis to share knowledge, new research techniques and tools, as well as to provide the most appropriate solutions to international research projects and service our clients to the best of our abilities.

For more information:

Kancho Stoychev (in Sofia), +359 88 8611025

Andrei Milekhin (in Moscow), +7 495 9886081

Johnny Heald (in London), +44 7973 600308

For further details see website: www.gallup-international.com